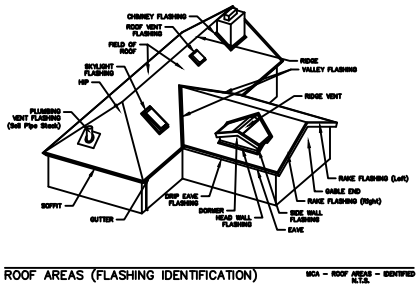

ROOF AREAS (FLASHING IDENTIFICATION)

MCA – ROOF AREAS – IDENTIFIED
N.T.S.

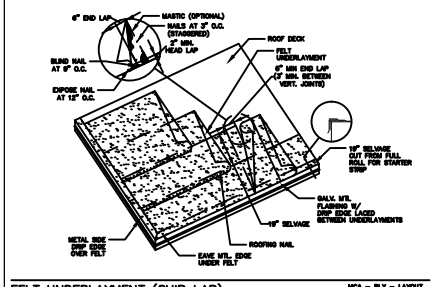

FELT UNDERLAYMENT (SHIP LAP)

MCA – FLY – LAYOUT
N.T.S.

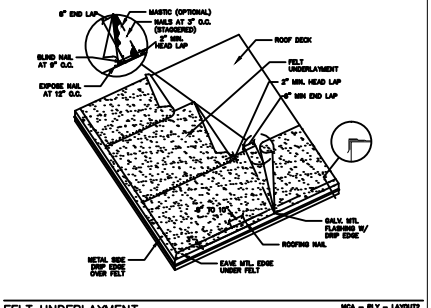

FELT UNDERLAYMENT

MCA – FLY – LAYOUT2
3" = 1'-0"

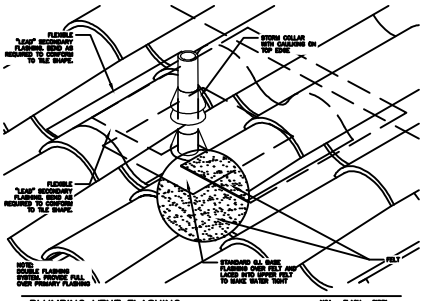

PLUMBING VENT FLASHING

MCA – FLASH – PIPE1
3"=1'-0"

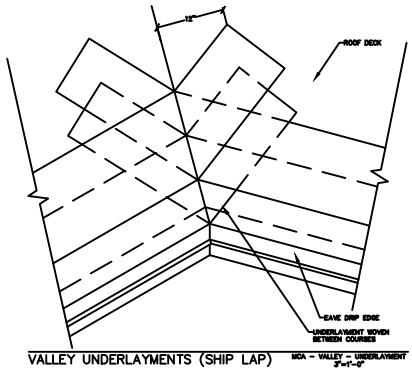

VALLEY UNDERLAYMENTS (SHIP LAP)

MCA – VALLEY – UNDERLAYMENT
3"=1'-0"

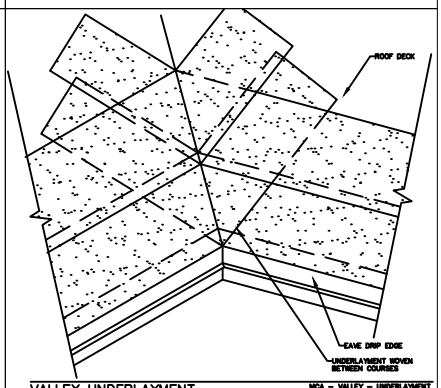

VALLEY UNDERLAYMENT

MCA – VALLEY – UNDERLAYMENT
3"=1'-0"

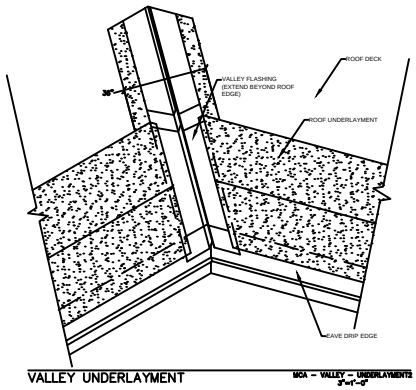

VALLEY UNDERLAYMENT

MCA – VALLEY – UNDERLAYMENT2
3"=1'-0"

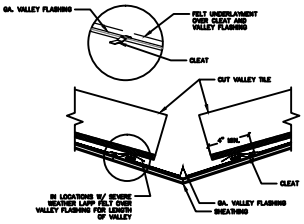

SECTION AT VALLEY

MCA – WALL – PLASTER
3"=1'-0"

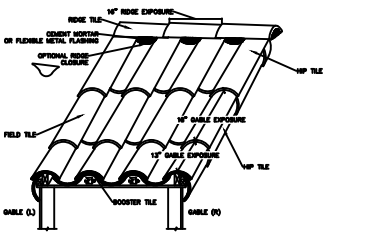

FIELD DETAIL

MCA – 9" STRAIGHT – OVERALL
N.T.S.

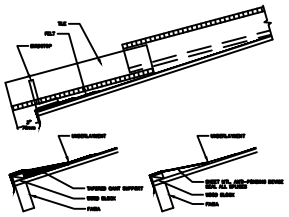

EAVE DETAIL

MCA – 9" STRAIGHT – EAVE

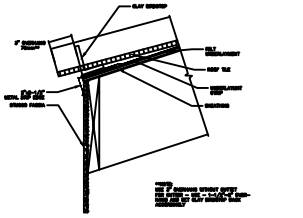

EAVE STUCCO FASCIA

MCA – EAVE – PLASTER
3"=1'-0"

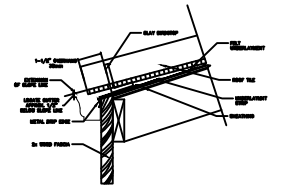

EAVE–GUTTER/WOOD FASCIA

MCA – EAVE – GUTTER/FASCIA
3"=1'-0"

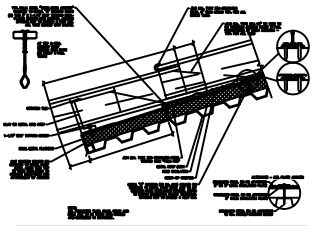

9" STRAIGHT BARREL MISSION TILE MTL. EAVE DETAIL

MCA – 9" STRAIGHT – MTL – EAVE
3"=1'-0"

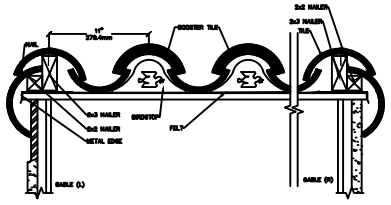

GABLE/EAVE DETAIL

MCA – 6" STRAIGHT – GABLE
3" = 1'-0"

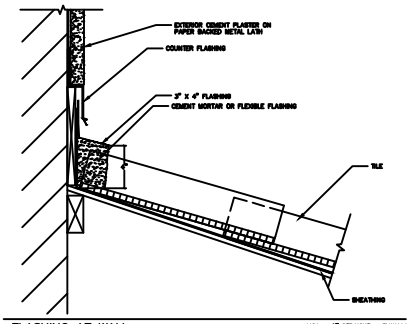

FLASHING AT WALL

MCA – 6" STRAIGHT – FLWALL1
3"=1'-0"

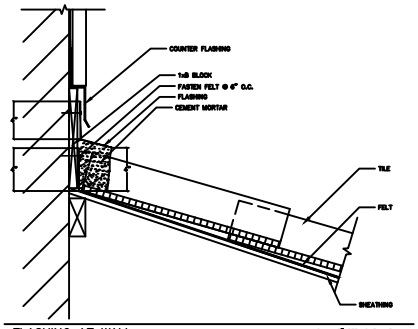

FLASHING AT WALL

MCA – 6" STRAIGHT – FLWALL1
3"=1'-0"

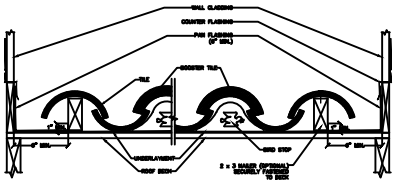

SIDEWALL FLASHING DETAIL

MCA – 6" STRAIGHT – SW FLASH
3" = 1'-0"

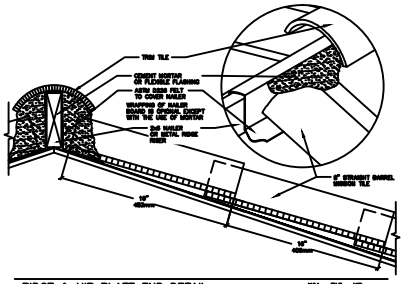

RIDGE & HIP PLATE END DETAIL

MCA – TILE – HIP
3"=1'-0"

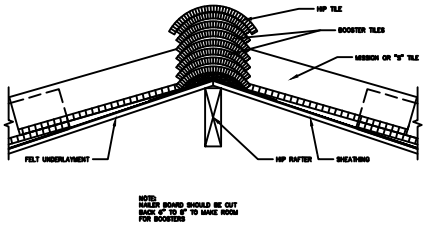

RIDGE & HIP END BOOSTER

MCA – TILE – HIP
3"=1'-0"

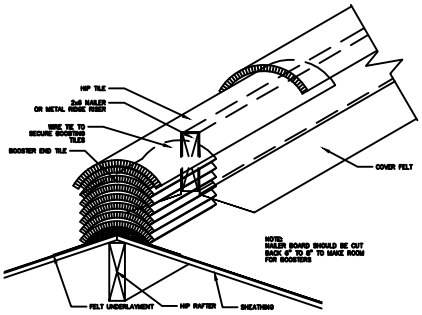

RIDGE & HIP END BOOSTER

MCA – TILE – HIP
3"=1'-0"

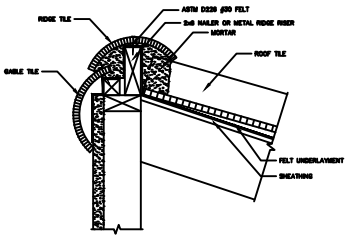

TILE RIDGE: SINGLE SLOPE

MCA – TILE – RIDGE
3"=1'-0"

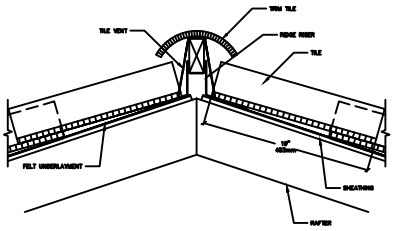

UNDER RIDGE CLOSURE

MCA – TILE – RIDGE
3"=1'-0"

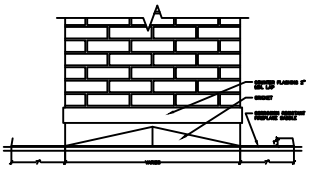

CHIMNEY FLASHING

MCA – CHIM – S – BACK
3"=1'-0"

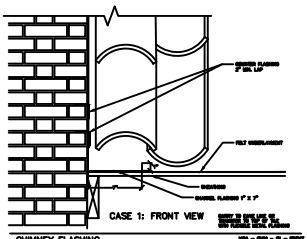

CHIMNEY FLASHING

MCA – CHIM – S – FRONT
3"=1'-0"

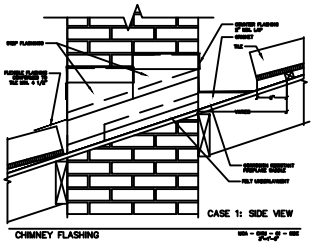

CHIMNEY FLASHING

MCA – CHIM – S – SIDE
3"=1'-0"

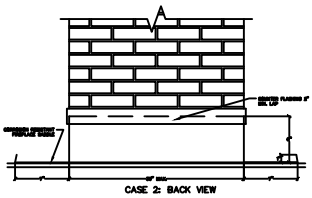

CHIMNEY FLASHING

MCA – CHIM – S – BACK
3"=1'-0"

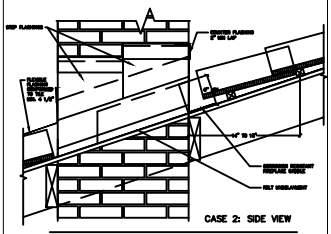

CHIMNEY FLASHING

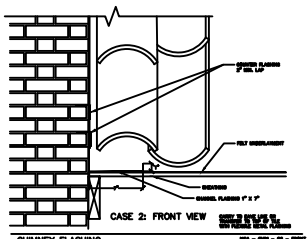

CHIMNEY FLASHING

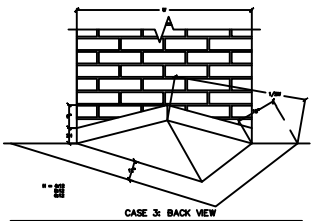

CHIMNEY FLASHING

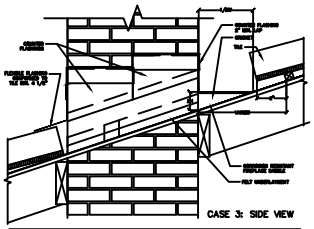

CHIMNEY FLASHING

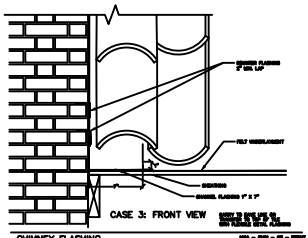

CHIMNEY FLASHING

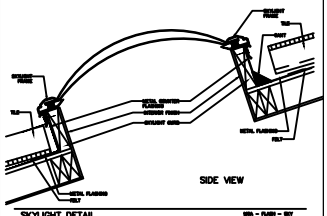

SKYLIGHT DETAIL

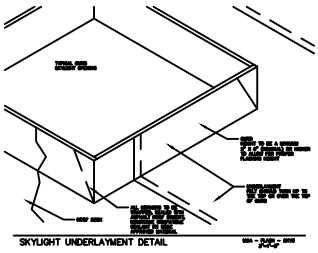

SKYLIGHT UNDERLAYMENT DETAIL

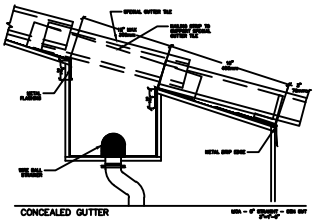

CONCEALED GUTTER

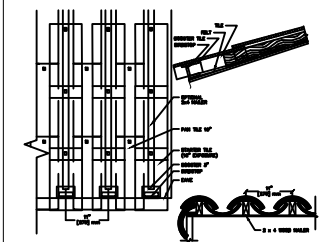

BARREL MISSION NAILER INSTALLATION

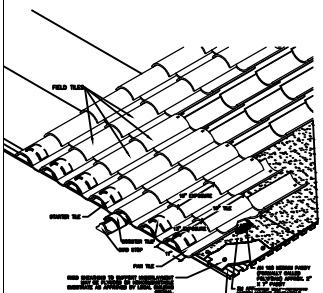

AH 160 (POLYFOAM ADHESIVE) MEDIUM PADDY APPLICATION

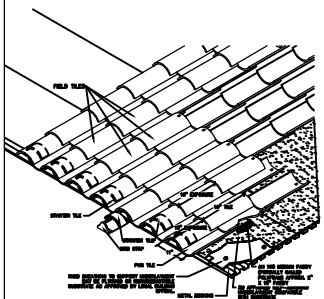

AH 160 (POLYFOAM ADHESIVE) LARGE PADDY APPLICATION

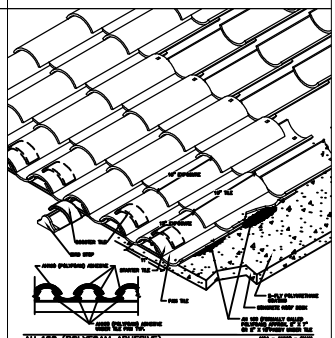

AH 160 (POLYFOAM ADHESIVE)

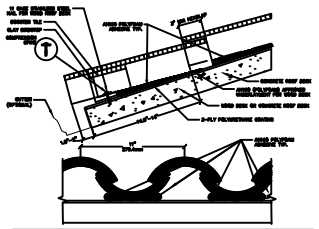

AH160 (POLYFOAM) GUAM APPLICATION



8" STRAIGHT BARREL MISSION "TYLE-TYE" FIELD DETAIL

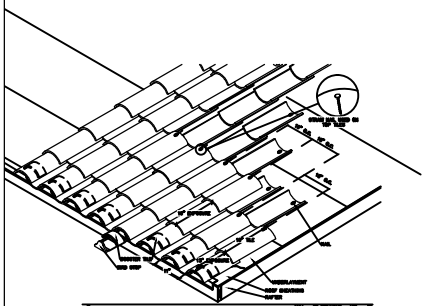

8" STRAIGHT BARREL MISSION NAIL ON SYSTEM