


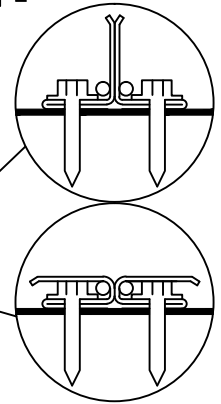
TYP. GALV. STEEL "WOOD DECK ANCHOR"
 SCREWED TO METAL "Z" SECTION USING
 (2) TWO 1/4" X 1-1/4" SELF TAPPING ZINC-
 PLATED SCREWS PER ANCHOR. ANCHOR
 SPACING NOT TO EXCEED 4 FEET O.C.
 ALL TABS SEALED WITH MASTIC.



AT TOP & BTM.
 ANCHOR WRAP
 TWISTED WIRE BACK
 ON ITSELF 3 FULL
 TURNS

.090 DIA. TYPE 304 STAINLESS
 STEEL 3" WIND LOCKS TYP. FOR ALL
 COVER TILES.

.040 DIA. TYPE 304 18" TIE WIRE TO
 BE WRAPPED AROUND ITSELF 3 FULL
 REVOLUTIONS AT EACH JUNCTION -
 TYP. FOR ALL TILES



CLAY OR METAL BIRD STOP

1-1/2" SELF TAPPING SCREW

GALV. METAL FLASHING

HAT SECTION WELDED OR
 SCREWED TO METAL ROOF
 DECK. ALIGN WITH TOP
 OF RIGID INSULATION TO
 PROVIDE SOLID BASE FOR
 ATTACHMENT OF ANCHOR

.084 DIA. TYPE 304 STAINLESS STEEL
 TWISTED WIRE "TYLE-TYE"

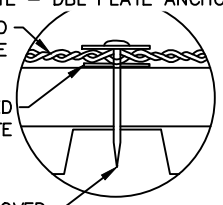
METAL ROOF DECK

RIGID INSULATION

BUILT-UP ROOFING

METAL "Z" SECTION (18 GA. MIN) WELDED OR
 SCREWED TO METAL ROOF DECK AND TO FIT
 BETWEEN RIGID INSULATION BOARDS. DEPTH
 TO MATCH INSULATION BOARD THICKNESS.
 SPACING NOT TO EXCEED 4 FEET O.C.

ALTERNATE - DBL PLATE ANCHOR
 STAINLESS STEEL OR FM APPROVED
 2" OR 3" GALV. INSULATION PLATE
 STAINLESS STEEL OR FM APPROVED
 3" GALV. INSULATION PLATE
 STAINLESS STEEL OR FM APPROVED
 15 GA. COATED ROOFING SCREW



NOTE:
 ALL PERIMETER TILES, RAKE, RIDGE AND
 EAVE ARE TO BE WIRED INTO SYSTEM
 AND EMBEDDED IN CONCRETE.

CORONA MISSION TILE MTL. EAVE DETAIL

MCA - CMISS - MTL - EAVE
 3"=1'-0"